How to Use the Confidential File Decryption Program

29 September, 2017

Hitachi Solutions, Ltd.

1. Preface

This document describes how to use the Confidential File Decryption program (hbnarce.exe) downloaded from the Hitachi Solutions site.

1.1 Overview of the Confidential File Decryption program

The Confidential File Decryption program decrypts HIBUN-decryptable confidential files. A HIBUN-decryptable confidential file is a file protected by a password.

1.2 Applicable products

The program can decrypt HIBUN-decryptable confidential files created using the Japanese version of any of the following products.

Table 1-1 Applicable products

Applicable product	Applicable version	
	English version	Japanese version
HIBUN AE Information Cypher	08-01 or later version	07-50 or later version
HIBUN AE MailGuard	none	07-50 or later version
HIBUN AE Development Kit (Japanese name: Kaihatsu Kitto)	none	07-50 or later version
HIBUN File Encryption	none	07-51 or later version
Job Management Partner 1/HIBUN Advanced Edition Information Cypher	none	07-51 or later version
Job Management Partner 1/HIBUN Advanced Edition MailGuard	none	07-51 or later version
Job Management Partner 1/HIBUN Advanced Edition Development Kit (Japanese name: Kaihatsu Kitto)	none	07-51 or later version
Job Management Partner 1/HIBUN Advanced Edition File Encryption	none	07-52 or later version

1.3 Execution environment of the Confidential File Decryption program

Table 1-2 Execution environment of the Confidential File Decryption program

Item	Description
OS[#1]	One of the following OSs must be installed. You can execute the program only in WoW64[#2] mode if Windows is 64-bit Edition. For Windows Vista, you can execute the program only in 32-bit Edition Windows. • Windows Vista Business (Service Pack 1, or Service Pack 2) [#4] • Windows Vista Enterprise (Service Pack 1, or Service Pack 2) [#4] • Windows Vista Home Basic (Service Pack 1, or Service Pack 2) [#4] • Windows Vista Home Premium (Service Pack 1, or Service Pack 2) [#4] • Windows Vista Ultimate (Service Pack 1, or Service Pack 2) [#4] • Windows 7 Home Premium (no service pack or Service Pack 1) [#4] • Windows 7 Professional (no service pack or Service Pack 1) [#4] • Windows 7 Ultimate (no service pack or Service Pack 1) [#4] • Windows 7 Enterprise (no service pack or Service Pack 1) [#4] • Windows 8 • Windows 8 Pro • Windows 8 Enterprise • Windows 8.1 (no Update or Update) • Windows 8.1 Pro (no Update or Update) • Windows 8.1 Enterprise (no Update or Update) • Windows Server 2008 Standard (no service pack or Service Pack 2)[#3 #4] • Windows Server 2008 Enterprise (no service pack or Service Pack 2)[#3 #4] • Windows Server 2008 R2 Standard (no service pack or Service Pack 1)[#3 #4] • Windows Server 2008 R2 Enterprise (no service pack or Service Pack 1)[#3 #4] • Windows Server 2012 Standard[#3] • Windows Server 2012 Datacenter[#3] • Windows Server 2012 R2 Standard (no Update or Update)[#3] • Windows Server 2012 R2 Datacenter (no Update or Update)[#3]
CPU	Intel Pentium 200 MHz or more or equivalent CPU
Memory	64 MB or more Note, however, that more than the minimum amount of memory could be required depending on your environment.
Hard disk	1 MB or more of free space
Applicable device type	PC/AT-compatible machine

#1 The Japanese and English versions of each operating system are supported.

#2 WoW64 mode refers to the Windows operating mode that emulates a 32-bit version of Windows on a 64-bit version of Windows.

#3 The Server Core installation is not available.

#4 Install the hotfix described in Microsoft Knowledge Base (technical support information) article 2533623.

2. Executing the Confidential File Decryption Program

2.1 Installing the program

Store the downloaded hbnarce.exe file in any folder.

2.2 Executing the program

(1) Specifying the file to be decrypted after starting the program

The following describes the procedure for starting the Confidential File Decryption program directly and then specifying a HIBUN-decryptable confidential file.

1. Use either of the following methods to start the Confidential File Decryption program.

   - In Explorer, double-click the Confidential File Decryption program (hbnarce.exe).
   - Open a command prompt, move to the folder containing the Confidential File Decryption program (hbnarce.exe), and then execute the following command:

```
hbnarce.exe
```

When the downloaded program is executed, the Security Warning dialog box displaying Unknown Publisher might appear. Because Hitachi Solutions has verified that there are no problems when the program is executed, click the **Run** button in the dialog box to execute the program.

2. In the window for selecting a HIBUN-decryptable confidential file, enter the name of the HIBUN-decryptable confidential file to be decrypted, and then click the **OK** button.

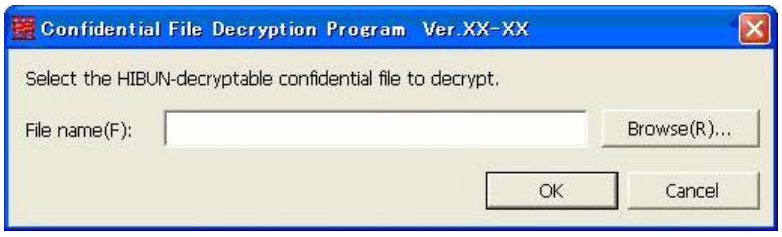

File name

Enter the name of the HIBUN-decryptable confidential file to be decrypted.

3. In the password authentication window, after reading the terms of use, enter the required information in **Password** and **Decrypt to**, and then click the **OK** button.

The password is authenticated, and the file is decrypted into the folder specified in **Decrypt to**.

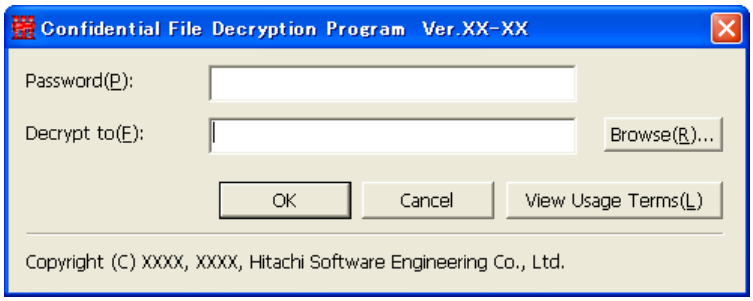

Password

Enter the password required to decrypt the HIBUN-decryptable confidential file.

Decrypt to

Enter the name of the folder into which the HIBUN-decryptable confidential file is to be decrypted. Make sure that you specify the full path name.
Note that the only files in the HIBUN-decryptable confidential file that can be decrypted are those whose full path name after decryption does not exceed 255 characters.

View Usage Terms

The terms of use for the Confidential File Decryption program are displayed. You must agree to these terms before you can use the program.

(2) Specifying the file to be decrypted when starting the program

The following describes the procedure for specifying the file to be decrypted when starting the Confidential File Decryption program.

1. Use either of the following methods to start the Confidential File Decryption program.

   - In Explorer, drag the HIBUN-decryptable confidential file to the Confidential File Decryption program (hbnarce.exe).
   - Open a command prompt, move to the folder containing the Confidential File Decryption program (hbnarce.exe), and then execute the following command:

     `hbnarce.exe` △[#1] *HIBUN-decryptable-confidential-file-name*[#2]

   #1 Indicates a one-byte space.
   #2 To specify a space in the path (name) of the HIBUN-decryptable confidential file, enclose the entire name in the double quotation marks (").

2. In the password authentication window, after reading the terms of use, enter the required information in **Password** and **Decrypt to**, and then click the **OK** button.

The password is authenticated and the file is decrypted into the folder specified in **Decrypt to**.

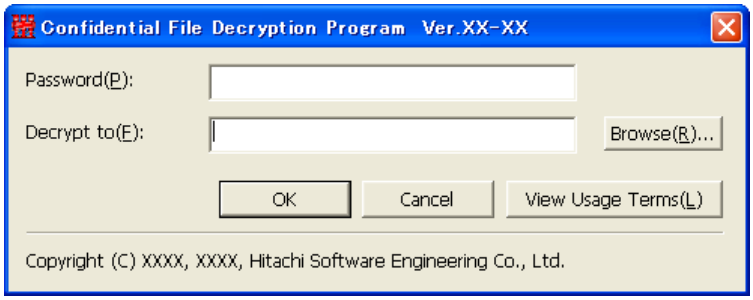

Password

Enter the password required to decrypt the HIBUN-decryptable confidential file.

Decrypt to

Enter the name of the folder into which the HIBUN-decryptable confidential file is to be decrypted. Make sure that you specify the full path name.
Note that if the full path name of any file after decryption would exceed 255 characters, the HIBUN-decryptable confidential file cannot be decrypted.

View Usage Terms

The terms of use for the Confidential File Decryption program are displayed. You must agree to these terms before you can use the program.

Reference note

If you use the OS to specify that HIBUN-decryptable confidential files are always opened with the Confidential File Decryption program, this program will start automatically when you double-click a HIBUN-decryptable confidential file.

For details on how to specify that a file type is always opened with a specific program, see the OS Help.

2.3 Uninstalling the program

Delete the file stored in **2.1**.

3. Contact Us

For the latest information regarding this product, please contact us as follows:

Contact: hibun-international@hitachi-solutions.com

4. Trademarks

HIBUN, Information Cypher, and MailGuard are registered trademarks of Hitachi Solutions, Ltd. in the United States and/or other countries.

Job Management Partner 1 is a registered trademark of Hitachi, Ltd. in the United States and/or other countries.

Microsoft is either a registered trademark or a trademark of Microsoft Corporation in the United States and/or other countries.

Pentium is a trademark of Intel Corporation in the United States and other countries.

Windows is either a registered trademark or a trademark of Microsoft Corporation in the United States and/or other countries.

Windows Server is either a registered trademark or a trademark of Microsoft Corporation in the United States and/or other countries.

Windows Vista is either a registered trademark or a trademark of Microsoft Corporation in the United States and/or other countries.

All Rights Reserved. Copyright (C) 2017, Hitachi Solutions, Ltd.